


Ultra High Purity, High Pressure, Diaphragm Valve



Materials of Construction (Wetted)

Diaphragm
316L Stainless Steel
Seat
Nylon 6,6
Body
Brass / 316 Stainless Steel

APPLICATIONS

- Inert Gases
- Oxidizing Gases
- Flammable Gases
- Corrosive Gases
- Liquid Cylinder (Gas Delivery)
- Cryogenic Liquid Delivery
- General Purpose
- High Purity
- Ultra High Purity

ON THE WEB

- Sell Sheet
- Technical Brochure



CALL US FOR

- 2-D CAD Drawing
- Engineering Specification
- Instruction Manual
- Typical Installation Drawing


Dimensions

Valve Size	Knob Dia	Thread distance from bottom	Total height	Body dia
¼" Compression	1.68" (43.0 mm)	0.38" (10 mm)	3.52" (90 mm)	1.25" (31.7 mm)

Technical Specifications

End Connections Size	Flow Coefficient	Installation Service Usage	Maximum Working Pressure	Surface Finish Roughness Average	Leak Rate	Working Temperature Range
Inlet/Outlet	Cv	Cleaning		Ra	Helium Test	 °C
¼" NPT(F)	¼" = 0.06	Cleaned for Oxygen Service	210 bar (3000 PSIG)	13 Ra	2 x 10 ⁻⁸ atm-cc/sec	- 40 to 60°C

Ordering Information



MOC	Inscribe
Brass	B
316 Stainless Steel	S

Operation	Inscribe
Quarter Turn	Q
Multi Turn	M

Outlet Connection	Inscribe
¼" NPT (Female) Port	00
¼" NPT (Male)	01
⅛" Compression	06
¼" Compression	07

Inlet Connection	Inscribe
¼" NPT (Female) Port	00
¼" NPT (Male)	01
⅛" Compression	06
¼" Compression	07

Head Office :

21B, Duff Street, Kolkata - 700 006, West Bengal, India
 +91-33-23525024
 +91-33-23504946
 aneer@aneer.net; cad@aneer.net

Aneer Engineers Pvt. Ltd.

DIN EN ISO 9001 : 2008 Organisation

Visit us at : www.aneer.net